



Universiteit Antwerpen
| Faculteit Wetenschappen

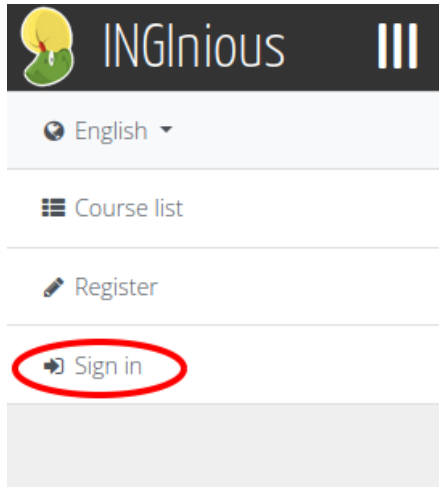
Computersystemen en -architectuur

Inginious

Academiejaar 2023 – 2024

Login

`http://inginius.uantwerpen.be`




Login


Username

Password [Lost password?](#)

Sign in

Sign in with



 **Universiteit
Antwerpen**

Login



Username

Password

Sign in

Cursus selecteren

The screenshot displays the INGINIOUS user interface. At the top left, the logo and name 'INGInious' are visible. To the right of the logo is a hamburger menu icon. Below the logo, the text 'Course list' is highlighted with a red circle. The user's name 'Kasper Engelen' is shown with a dropdown arrow. The main content area is titled 'My courses' and contains a message: 'This page lists all the courses you are currently enrolled in. You can find new courses on the course list page.' Below this message is another 'Course list' link. The bottom section is titled 'Last tried exercises' and shows 'No submissions'.

INGInious

> My courses

Course list

Kasper Engelen ▾

My courses

You are not registered to any course

This page lists all the courses you are currently enrolled in. You can find new courses on the course list page.

Course list

Last tried exercises

No submissions

Cursus selecteren: CSA<academiejaar>

The screenshot shows a web interface for selecting a course. The top navigation bar includes the MOOS logo and a 'Course list' breadcrumb. The main content area is titled 'Course list' and displays a grid of course cards. The first card, 'CSA2223', is highlighted with a red circle. Below the course ID on each card is an 'Auto-registration' button. Other visible course cards include 'GAS' and 'Law & AI'. A sidebar on the left contains navigation options like 'courses' and a description of the course list.

MOOS

Course list

Course list

CSA2223

GAS

Auto-registration

Auto-regist

Law & AI

courses

ts all the courses that
now. If you are a
nistrator, go to your
page to see all of

Cursus selecteren

Enroll in the course
'CSA2223'

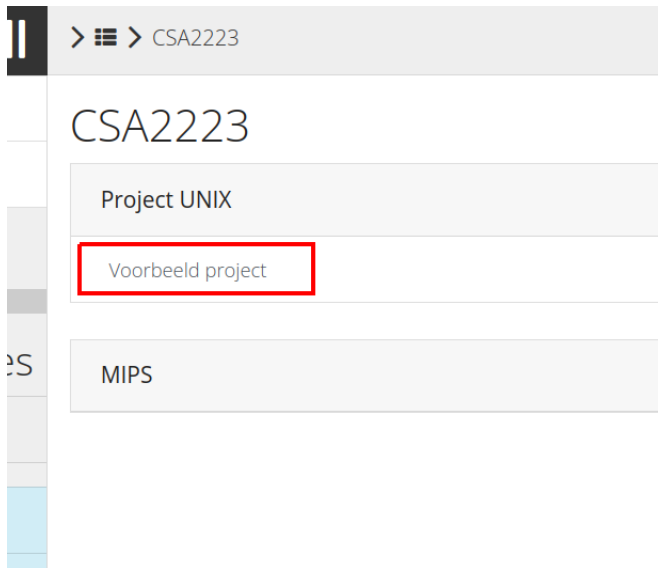
This will enroll you in the course CSA2223

Enroll in the course

Running I

© 2014-

Opdrachten



The screenshot shows a navigation menu on the left with a vertical bar containing colored segments. The main content area displays the course code 'CSA2223' and a list of assignments: 'Project UNIX', 'Voorbeeld project' (highlighted with a red border), and 'MIPS'. The breadcrumb path at the top indicates the current location is 'CSA2223'.

> ≡ > CSA2223

CSA2223

- Project UNIX
- Voorbeeld project
- MIPS

Opdracht invullen

Voorbeeld project

Hier staat de uitleg voor het project

Question 1: Voorbeeld opdracht 1

Hier staat de uitleg over de eerste opdracht

1

1

Submit

2

Question 2: Voorbeeld opdracht 2

Hier staat de uitleg over de tweede opdracht

1

Correcte oplossing

Question 1: Voorbeeld opdracht 1

✓ Perfect

Hier staat de uitleg over de eerste opdracht

```
1  #! /bin/bash
2
3  echo "Begin eerste programma 123"
```

Submit

Foute oplossing

Question 2: Voorbeeld opdracht 2

× **Sommige testen zijn gefaald.**

Verwacht:

```
-----  
Start programma nummer 2  
-----  
Einde tweede programma  
-----
```

Gekregen:

```
-----  
Fout antwoord  
-----  
Einde tweede programma  
-----
```

Testcode:

Afgewerkte opdracht

Voorbeeld project

Hier staat de uitleg voor het project

Your answer passed the tests! Your score is 100.0%. [Submission #6329ba964ffb27e95e7cde8f]

Question 1: Voorbeeld opdracht 1



Perfect

Hier staat de uitleg over de eerste opdracht

```
1 #! /bin/bash
2
3 echo "Begin eerste programma 123"
```

Submit

Question 2: Voorbeeld opdracht 2



Perfect

Hier staat de uitleg over de tweede opdracht

```
1 #! /bin/bash
2
3 echo "Start programma nummer 2"
```